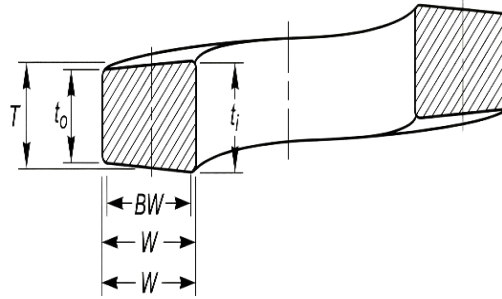


Top View



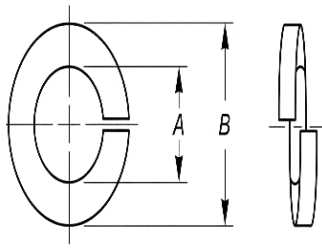
Enlarged Section

## Dimensions of Regular Helical Spring-Lock Washers

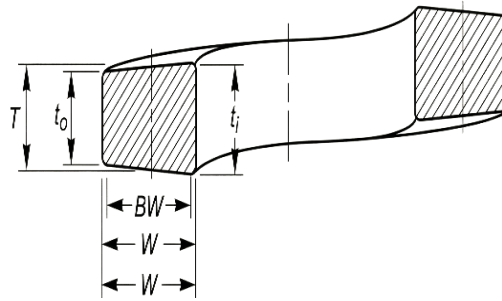
ASME B 18.21.1-2009

Nominal Size or Basic Screw Diameter	A		B	T	W	BW
	Inside Diameter		Maximum Outside Diameter	Minimum Mean Section Thickness $(t_i + t_o)/2$	Minimum Section Width	Minimum Bearing Width
	Max.	Min.				
No. 2 (0.086)	0.094	0.088	0.172	0.020	0.035	0.024
No. 3 (0.099)	0.107	0.101	0.195	0.025	0.040	0.028
No. 4 (0.112)	0.120	0.114	0.209	0.025	0.040	0.028
No. 5 (0.125)	0.133	0.127	0.236	0.031	0.047	0.033
No. 6 (0.138)	0.148	0.141	0.250	0.031	0.047	0.033
No. 8 (0.164)	0.174	0.167	0.293	0.040	0.055	0.038
No. 10 (0.190)	0.200	0.193	0.334	0.047	0.062	0.043
No. 12 (0.216)	0.227	0.220	0.377	0.056	0.070	0.049
1/4 (0.250)	0.260	0.252	0.487	0.062	0.109	0.076
5/16 (0.3125)	0.322	0.314	0.583	0.078	0.125	0.087
3/8 (0.375)	0.385	0.377	0.680	0.094	0.141	0.099
7/16 (0.4375)	0.450	0.440	0.776	0.109	0.156	0.109
1/2 (0.500)	0.512	0.502	0.869	0.125	0.171	0.120
9/16 (0.5625)	0.574	0.564	0.965	0.141	0.188	0.132
5/8 (0.625)	0.641	0.628	1.073	0.156	0.203	0.142
11/16 (0.6875)	0.704	0.691	1.170	0.172	0.219	0.153
3/4 (0.750)	0.766	0.753	1.265	0.188	0.234	0.164
13/16 (0.8125)	0.832	0.816	1.363	0.203	0.250	0.175
7/8 (0.875)	0.894	0.878	1.459	0.219	0.266	0.186
15/16 (0.9375)	0.958	0.941	1.556	0.234	0.281	0.197
1 (1.000)	1.024	1.003	1.656	0.250	0.297	0.208

NOTE: ALL DIMENSIONS ARE IN INCHES.



Top View



Enlarged Section

## Dimensions of Regular Helical Spring-Lock Washers

ASME B 18.21.1-2009

Nominal Size or Basic Screw Diameter	A		B	T	W	BW
	Inside Diameter		Maximum Outside Diameter	Minimum Mean Section Thickness $(t_i + t_o)/2$	Minimum Section Width	Minimum Bearing Width
	Max.	Min.				
1-1/16 (1.0625)	1.087	1.066	1.751	0.266	0.312	0.218
1-1/8 (1.125)	1.153	1.129	1.847	0.281	0.328	0.230
1-3/16 (1.1875)	1.217	1.192	1.943	0.297	0.344	0.241
1-1/4 (1.250)	1.280	1.254	2.036	0.312	0.359	0.251
1-5/16 (1.3125)	1.344	1.317	2.133	0.328	0.375	0.262
1-3/8 (1.375)	1.408	1.379	2.219	0.344	0.391	0.274
1-7/16 (1.4375)	1.472	1.442	2.324	0.359	0.406	0.284
1-1/2 (1.500)	1.534	1.504	2.419	0.375	0.422	0.295
1-5/8 (1.625)	1.663	1.633	2.553	0.389	0.424	0.297
1-3/4 (1.750)	1.789	1.758	2.679	0.389	0.424	0.297
1-7/8 (1.875)	1.914	1.883	2.811	0.422	0.427	0.299
2 (2.000)	2.039	2.008	2.936	0.422	0.427	0.299
2-1/4 (2.250)	2.293	2.262	3.221	0.440	0.442	0.309
2-1/2 (2.500)	2.543	2.512	3.471	0.440	0.442	0.309
2-3/4 (2.750)	2.793	2.762	3.824	0.458	0.491	0.344
3 (3.000)	3.043	3.012	4.074	0.458	0.491	0.344

NOTE: ALL DIMENSIONS ARE IN INCHES.